

SUOMEN PANKKI  
EUROJÄRJESTELMÄ



FINLANDS BANK  
EUROSYSTEMET

# Reporting webinar

Presentation of the reporting system

Financial Stability  
Financial Stability and Statistics, Bank of Finland

# Programme

- Opening of the event
- Presentation of the project and schedule
- Upcoming technical changes to reporting
- Presentation of the Suomi.fi service
- Communications and materials
- Presentation of the reporting system
- Questions and comments



# Reform of the reporting system

Elisabeth Flittner

Financial Stability  
Financial Stability and Statistics  
Bank of Finland





# Presentation of the project and schedule

Tanja Raita

Financial Stability  
Financial Stability and Statistics  
Bank of Finland



# Data collections to be migrated to the new system in a tight schedule

- The supplier of the current DCS2 reporting service, Posti Messaging, has terminated the agreement with the Bank of Finland on the maintenance of the service.
- The system will be retired by the end of 2024. The Bank of Finland will migrate to the eRegulatory system (abbreviated as eReg) by Regnology, which has also been adopted by the FIN-FSA for its own data collections
- Data collections will be migrated to the new platform this year in three batches
- Reporting will continue to be enabled on a template or file transfer
- Data collections that do not use a template will require particularly careful preparation for the CSV-XML conversion



# Main changes

- Suomi.fi identification is mandatory and the only way to log in
- The file format will be XML. The naming of files will change in all data collections
- We strongly recommend a change project to generate XML files from your own systems
- The data provider / fund manager identifier and type will change and be moved to the Header section (excl. LUOTI)
- The launch is delayed for some data collections and reporting will remain in the old systems in these respects

# MAPE production postponed; however, parallel testing is possible

## Full reporters

- The release of the payment and fraud data collection (MAPE) in the new reporting system will be delayed from the original schedule since the application still continues to require finalisation of the functionalities and testing.
- In contrast to previous communications, **MAPE full reporters will report the 2024H1 data in the DCS2 system.**
- The announced schedule for quarterly reports (Q) remains unchanged, i.e. the first Q report to be submitted in the eRegulatory system is the 2023Q3 report (data for 1 July - 30 September 2024)
- The first H report to be submitted in the eRegulatory system is the 2023H02 report (data for 1 July - 31 December 2024)
- **Preliminary plan:** The test environment for reporters will be opened in eREG for Q reporting in July and for H reporting in August 2024. We will provide reporters with a more detailed schedule closer to the date.
- Reports for periods preceding the transition and any revision reports for these periods are submitted through the present DCS2 service.

# MAPE production postponed; however, parallel testing is possible

## Tail reporters

- Despite the postponement of production use, annual reports will be submitted in the eRegulatory system in line with the previously communicated schedule from the reporting periods 2024H1 and 2024H2 onwards.
- The production environment of the new system will be opened in January 2025 and the test environment in autumn 2024. The schedule will be communicated closer to the date.
- Change in migrating to the new system: In the new reporting system, the reporting frequency is reported as H, instead of the presently used A



# Data collection-specific changes

- SAVE and KOTI data collection: no changes in content
- **Luoti migration to production postponed to year-end; from the 2024M12 period onwards, reporting in eREG.** More detailed information on changes concerning Luoti will be issued shortly.
- In the LUOTI data collection, there will be changes in the composition of the files.
  - File naming will change, file splitting will end, the header file will be removed from use and the schema of the feedback report of the data collection system will change.
- In the SIRA and PEF data collections, a specific file will be generated for each fund. Fund reports on a single manager's all funds can be provided as a single zip file to eREG.
- There will likely be changes to the SIRA and PEF data collections due to the new Investment Fund Regulation in 2025. The schedule and changes will be communicated in more detail after the publication of the Regulation. The XML converter provided by the Bank of Finland to reporters will be retired from use following the changes.
- MURA tail reporting will change: annual reporting ends and this reporting group will report at the Q frequency in the future.

# DCS2 service and revisions

- Reporting in DCS2 will continue until reporting begins in the new system
- If a need to revise anything over a longer period is known or has been identified, this should be done through DCS2 during this year.
- The reporting entity is obliged to keep reports submitted for the Bank of Finland's data collection for five (5) years. This obligation refers to XML-formatted report files and CSV files submitted in the previous system.
- Template reporters are advised to save the files from DCS2 during this year.

# Two environments shared with FIN-FSA

- The Validation Service Production environments correspond with the previous test and production environments. The Validation Services environment is consistent with production in terms of security level, and the testing of production files is possible.
- Once the environment opens, it will be announced by email.
- Since the system is shared with the FIN-FSA, the portal also contains references to the FIN-FSA

Validation Service  
Testing of file  
validations\*

Production  
File submission to the  
Bank of Finland

\* Submission of Luoti reports to the test environment for test feedback

# Schedule holds in main respects - variation in testing schedules

- Since the data collections will be migrated to the system in three batches, the schedule of testing varies
- MAPEH&Q, KOTI and SAVE will be moved to production in June. All of these can be tested in the summer in the Validation Service environment.
- **LUOTI migration to production postponed until year-end** Testing (version 1.17) begins in the autumn
- Testing of MAPEH and Luoti in the new system is possible even while reporting still takes place in DCS2. We strongly recommend parallel testing in the new system with files submitted to production.
- In September, RATI and PEF will be migrated to production. TIHA, SIRA, MURA, LUOTI and MAPEH will be migrated in December.

# Preliminary testing schedules

The launch dates for testing presented below are estimates:

Data collection	Testing period*	Submission of data to the new system (reporting period)
SAVE	June – 30.8.2024	2024M8
MAPE (Q)	June/July – 30.9.2024	2024Q3
KOTI	June – 30.9.2024	2024M9
MAPE (H)	August/September – 31.12.2024	2024H2
MAPE (A)	August/September – 31.12.2024	2024H1 and 2024H2 in February 2025
RATI (M, Q), PEF	16.9.-30.9.2024	2024M9, 2024Q3
LUOTI (M, Q)	16.9.-31.12.2024	2024M12, 2024Q4
SIRA, TIHA, MURA	9.12.-31.12.2024	2024M12, 2024Q4

# Reporter's checklist

- 1) Apply for Suomi.fi identifiers
- 2) Make an SFTP agreement with the Bank of Finland if you are going to use SFTP file transfer
- 3) Follow Bank of Finland communications and study the materials carefully
- 4) Contact technical support well in advance about how to generate the files
- 5) Test the use of the converter carefully, compare the CSV and XML files and bring in technical staff to support the project as necessary
- 6) Send further questions to the email address for the project: ReportingSupport(at)bof.fi.
- 7) Testing will begin at the latest 2 weeks before production opens.





# Technical changes to the reporting format

Jouni Ruhtila

Financial Stability  
Financial Stability and Statistics  
Bank of Finland



# CSV -> XML

- The present structure of the CSV files does not function in the new system.
- Instead of changing the structure, we transition to the XML format.
- The objective has been to make the transition without actual changes to the content (for example, code lists have been removed, data types changed, no empty fields).
- The structure of the XML file is defined with XSD files, for example SAVE\_1.0.xsd and SAVE\_Types\_1.0.xsd.
- The code lists used will continue to be published as SDMX files.
- In the new system, files are validated formally against .xsd files.

# CSV → XML converter

- The purpose of the converter is to facilitate the transition from csv to xml before the reporters' own systems have been changed in this respect.
- The converter (**Bof.Stat.DCS.Converter**) will be shared as source code in [GitHub](#).
- The converter is a temporary tool, and the Bank of Finland's resources to support its use are limited.
- The intention is to also provide an executable (.exe) software for the converter, but it is yet unknown when it may be released (we are still waiting for the signing certificate).
- Companies may have, for example, information security restrictions about executing/running externally downloaded software on the company network.

# CSV → XML converter - continued

- For the executable software the computer must have runtime files (such as .NET 6), which you must install yourself.
- >Bof.Stat.DCS.Converter.Console.exe [filename]

```
14:05:50 Handling CSV-file C:\DATA\CSV_TO_XML\Konvertteri\MAPE_2024Q01.csv...
14:05:51 Converting file C:\DATA\CSV_TO_XML\Konvertteri\MAPE_2024Q01.csv...
14:05:52 Writing file C:\DATA\CSV_TO_XML\Konvertteri\FI28583949_VAT_Q_MAPEQ_2024-03-31_20240425122509000.XML...
```

- Most common errors:
  - Incorrect file data type, extra “ characters in the row, “ characters in a value field, too short creation date, seconds missing
- The converter is not a validator, it only carries out the conversion of the format.

# CSV → XML converter - continued

- The file names generated by the converter are accepted by the new system.
- The converter has been tested rather extensively (using files that have passed the present system).
- We also use the converter in our own activities.
- 100% performance cannot be guaranteed, and only limited support can be provided.
- New versions will be released as needed, currently MAPE, SAVE, KOTI, PEF and RATI are included.
- The reporter is responsible for the submission of the reports within the schedule, and problems in the use of the converter are not an acceptable reason for missing a reporting deadline.

# CSV-> XML converter - example

```
000;A;FI12345678;SAVE;P;2024M04;20240506085151;3742;;20240506091841;;  
SBS;A;FI12345678;A;;52;;F2;;;Company 2;;10;0;USD;;;10;USD;N;;0;;;;;;;;0;;;1242;DK
```

```
<?xml version="1.0" encoding="utf-8"?>  
<saveReport xmlns:xsi="http://www.w3.org/2001/XMLSchema-instance" xmlns:xsc="http://www.fin.fi/xmlns/xsc" >  
  <header>  
    <typeOfDataProviderIdentifier>VAT</typeOfDataProviderIdentifier>  
    <dataProviderIdentifier>FI12345678</dataProviderIdentifier>  
    <typeOfReporterIdentifier>VAT</typeOfReporterIdentifier>  
    <reporterIdentifier>FI12345678</reporterIdentifier>  
    <surveyCode>SAVE</surveyCode>  
    <reportingPeriodEnd>2024-04-30</reportingPeriodEnd>  
    <frequency>M</frequency>  
    <creationDate>2024-05-06T08:51:51</creationDate>  
  </header>  
  <sbsRecords>  
    <sbs>  
      <category>A</category>  
      <instrument>52</instrument>  
      <internalIdentificationCode>F2</internalIdentificationCode>  
      <instrumentName>Company 2</instrumentName>  
      <numberOfInstruments>10</numberOfInstruments>  
      <totalNominalValue>0</totalNominalValue>  
      <nominalCurrency>USD</nominalCurrency>  
      <totalMarketValue>10</totalMarketValue>  
      <marketCurrency>USD</marketCurrency>  
      <intraGroupItem>false</intraGroupItem>  
      <dividends>0</dividends>  
      <couponFrequency>0</couponFrequency>  
      <issuersSector>1242</issuersSector>  
      <issuersHomeCountry>DK</issuersHomeCountry>  
    </sbs>  
  </sbsRecords>  
</saveReport>
```





# Presentation of the Suomi.fi service

Senja Kallio

Financial Stability  
Financial Stability and Statistics  
Bank of Finland



# Suomi.fi identification: logging in the portal

- Logging in the reporter portal requires strong authentication through the Suomi.fi identification service
  - Login requires: a personal identification tool, a mandate, and a reporting obligation in the portal for the entity on behalf of which the person reports
- Reporters log in with a personal identification tool
  - When the reporter has a Finnish personal ID: banking IDs, certificate card or a mobile certificate
  - If the person responsible for reporting does not have a Finnish personal ID, they must register a foreign individual's unique identifier (UID) for themselves
- The continuation of an existing mandate also requires that the recipient has a Finnish personal ID or an UID

You are identifying yourself to the service

SUOMI.FI

Select identification method



Certificate card



Mobile certificate



OP Bank Group

Nordea

Nordea

Danske Bank

Danske Bank

Handelsbanken

Handelsbanken

ÅLANDSBANKEN

Ålandsbanken

PANKKI

S-pankki

Aktia

Aktia

POP Pankki

POP Pankki

Säästöpankki

Säästöpankki

omaOP

Oma Säästöpankki



Identification methods for foreigners

Common European identification methods and the Finnish Authenticator app.

# Suomi.fi eAuthorizations service

- The [Suomi.fi eAuthorizations service](#) ensures that the reporter has authorisations to act on behalf of the entity
  - The reporter must have a mandate from the entity under the reporting obligation to report on its behalf (except for funds under the reporting obligation, in which case the mandates can be applied for the management company instead of individual funds)
- Mandates for the reporter can be granted by a person authorised to represent the entity according to a basic register or the register of mandates
  - Basic registers: Trade Register, Business information system and the register of associations
  - Example: the managing director of an entity under the reporting obligation grants mandates for an employee responsible for reporting
  - Also persons in a role with authorisation to represent must grant a data collection-specific mandate for themselves
- [Authorisation with an application](#): If an entity's basic register information cannot be used to grant mandates, the entity may apply for the right to grant mandates by submitting a specific application to the register of mandates
  - Examples: The entity does not have representatives entered in the Trade Register, all representatives are foreign persons; a foreign company (no Business ID)

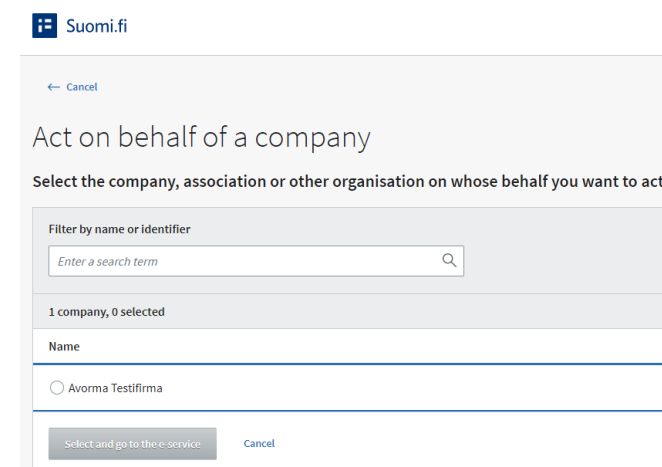
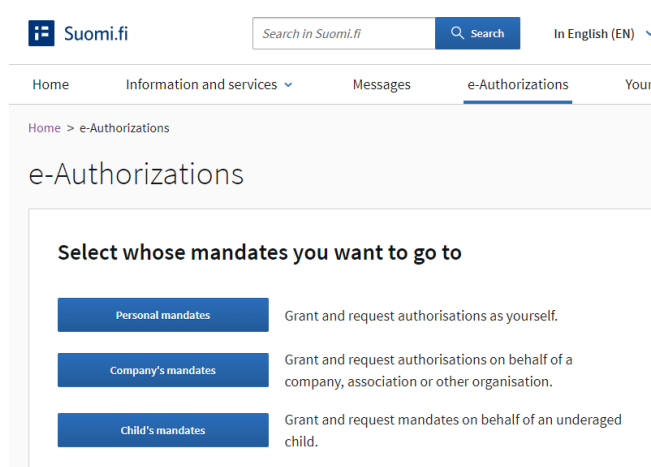
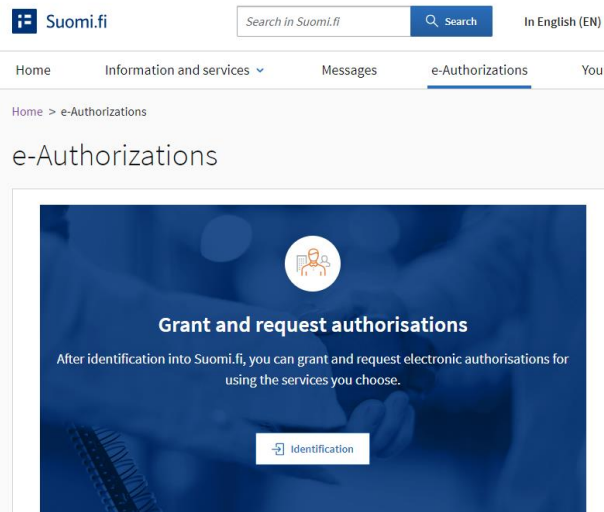
# Bank of Finland's mandate themes

## Each Bank of Finland data collection has its own mandate theme

- Consolidated data collection (KOTI): **Reporting data for consolidated data collection**
- Credit data reporting (LUOTI): **Credit reporting**
- Collection of payment and fraud data (MAPE) **Reporting of payments and fraud data**
- Collection of statistical data on other financial institutions (MURA): **Reporting balance sheet information of other financial institutions**
- Collection of balance sheet data on private equity funds (PEF): **Reporting balance sheet information concerning private equity funds**
- Collection of data on monetary financial institutions (RATI): **Collection of statistics by financial institutions**
- Survey of securities-based assets and liabilities of non-financial corporations, financial corporations and central government (SAVE) **Reporting on securities-based assets and liabilities**
- Collection of data on investment fund balance sheets (SIRA): **Reporting balance sheet information concerning investment funds**
- Survey of deposit banks and investment firms providing custody and asset management services (TIHA): **Reporting of data on securities custody**
- Mandate specifier not used

# Practical instructions: Phases of granting a Suomi.fi authorisation

1. Log into the Suomi.fi eAuthorizations service: <https://www.suomi.fi/e-authorizations>
2. Log in using a personal identification tool
3. Choose “Company's mandates”
4. Select the company on behalf of which you are accessing the service
5. On the Company's mandates page, choose “Grant a mandate”



Grant or request mandates

[GRANT MANDATES](#)

[REQUEST MANDATES](#)

# Practical instructions: Phases of granting a Suomi.fi authorisation

Steps

☐ 1. Mandate type

☐ 2. Parties

☐ 3. Mandate themes

☐ 4. Selected mandate themes

☐ 5. Validity

☐ 6. Summary and validation

Step 1/6

[Instructions for e-Authorizations](#)

## Mandate type

The e-Authorizations can either be used to act on behalf of another person or to grant mandates in Suomi.fi e-Authorizations. You will only see those mandate types which you have permission to use.

Select the e-Authorization type

☒ Mandate for transactions

Select this when you want to grant a person or an organisation a right to carry out transactions on behalf of the assignor.

- For example, a company authorises an individual employee or an accounting firm to manage the company's tax affairs.

☐ Right to grant a mandate

Select this when you want to grant a person a right to grant and invalidate mandates for transactions in Suomi.fi e-Authorizations.

- Note that the person with a right to grant a mandate must also grant a mandate for transactions to themselves, if they need to act on behalf of the assignor.

☐ Mandate to represent

Select this when you want to grant a person a right to act on behalf of a customer from whom the assignor has received a mandate for transactions.

- For example, an accounting firm authorises an individual accountant to manage the customer's tax affairs.

☐ Representative's right to grant a mandate

Select this when you want to grant a person a right to grant and invalidate mandates to represent and request mandates for transactions in Suomi.fi e-Authorizations.

- Note that the person with a representative's right to grant a mandate must also grant a mandate to represent to themselves if they need to act on behalf of the customer.

Abort

Next →

## 6. Select the mandate type

- A reporter must have a “mandate for transactions” or a “mandate to represent”
- A right to grant a mandate and a representative's right to grant a mandate provide the authorisation to manage mandates but not to use the reporting service on behalf of the obliged entity.



# Practical instructions: Phases of granting a Suomi.fi authorisation

7. Add the person or company to be given a mandate and enter the identifying information
8. Add mandate theme - the mandate theme can be searched by name
9. Check the list of mandate themes selected

Steps

1. Mandate type

2. Parties

3. Mandate themes

4. Selected mandate themes

5. Validity

6. Summary and validation

Step 2/6

Instructions for e-Authorizations

**Parties**

You can add multiple assignees.

**Assignor**

Avorma Testifirma, 7025382-0

**Add the assignees**

First name

Maria

Surname

Enberg

Personal identity code

221274-974C

Add

Search for mandate themes

For example, use of pharmacy services, MyTax, Kela, kanta.fi or salary

Enter a search term

Search

Mandate themes (1)

Show all mandate themes

Search words used

Reporting on securities-based assets and liabilities (1)

Select all 1

Close all

Reporting on securities-based assets and liabilities

AUTHORITY PROCEDURES

This mandate allows the assignee to submit a report on securities-based assets and liabilities on behalf of the assignor.

Selected mandate themes (1)

In the next step, you can see all the mandate themes that you have selected.

Step 4/6

Instructions for e-Authorizations

**Selected mandate themes**

The list shows all the mandate themes that you have selected. You can delete mandate themes or return to the previous step to change your selection.

**Mandate themes (1)**

Delete all

Reporting on securities-based assets and liabilities

Delete

AUTHORITY PROCEDURES

This mandate allows the assignee to submit a report on securities-based assets and liabilities on behalf of the assignor.

Abort

Previous

Next

# Practical instructions: Phases of granting a Suomi.fi authorisation

10. Define the period of validity of the mandate A mandate may be valid for a maximum of 25 years for Finnish persons and 3 years for foreign persons
11. Check the information in the summary
12. Confirm the granting of the mandate

Step 5/6

Instructions for e-Authorizations

## Validity

The last possible end date of the mandate is 25 years from today.

### Period of validity

Enter the date in the format day.month.year (dd.mm.yyyy)

Start date	End date
<input type="text" value="07.06.2024"/>	<input type="text" value="06.06.2029"/>

Abort

← Previous

Next →

Step 6/6

Instructions for e-Authorizations

## Summary and validation

Check that all the mandates' details are correct and validate the mandates. The mandates are grouped by assignees.

### Assignees (1)

Maria Enberg (1 mandate)	
Assignor	Assignee
Avorma Testifirma, 7025382-0	Maria Enberg, 221274-974C
Period of validity	Mandate type
27.05.2029 - 06.06.2029	Mandate for transactions

### Reporting on securities-based assets and liabilities

This mandate allows the assignee to submit a report on securities-based assets and liabilities on behalf of the assignor.

Abort

← Previous

Validate →

## We are done!

During the period of validity of the mandate, the assignee can act on behalf of a company. Remember to tell your assignee about the mandate.

### Assignee

- Maria Enberg

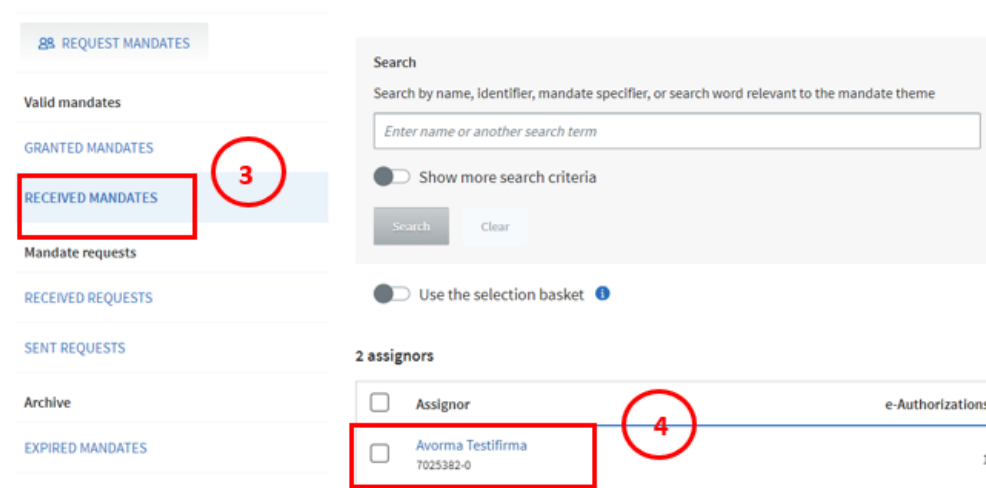
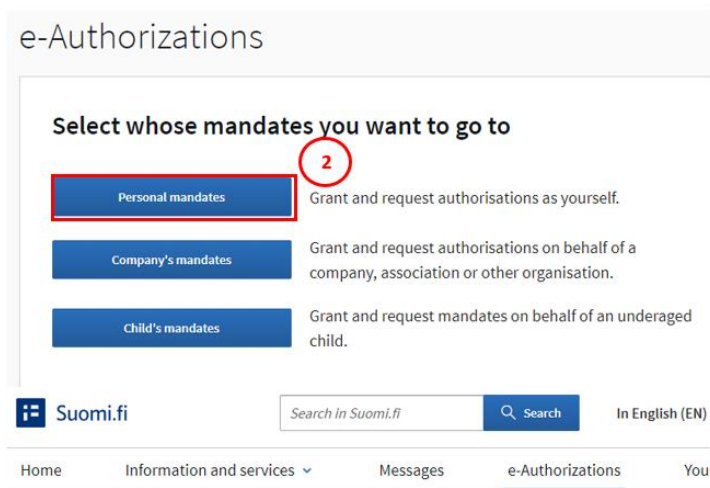
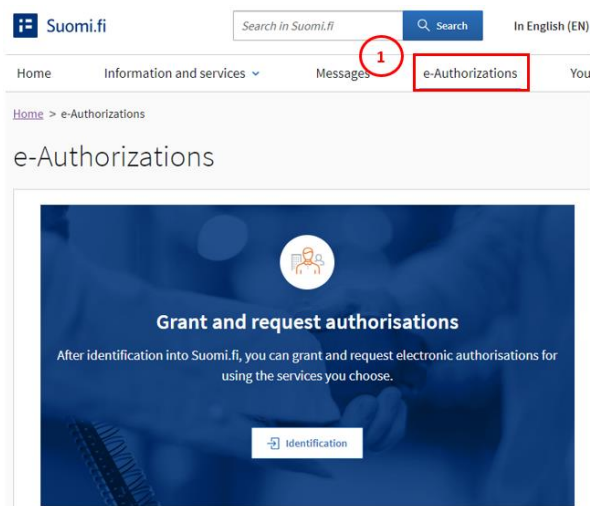
### How was your transaction?

[Give feedback \(opens in a new tab\)](#)

Close

# Practical instructions: Checking a mandate

1. Log into the Suomi.fi eAuthorizations service: <https://www.suomi.fi/e-authorizations>
2. Log in using a personal identification tool
3. Select personal mandates
4. On the personal mandates page, select “Received mandates”
5. Select the entity whose mandates you want to view



# Practical instructions: Checking a mandate

6. Check that the content of the mandate corresponds to the requirements of the reporter portal

The screenshot shows a web interface for checking a mandate. It includes a list of selected mandates, details for a specific mandate, and a validation status. Red circles and boxes highlight specific elements: a red box around the mandate title (5), a red box around the mandate type (6), a red box around the mandate description (7), and a red box around the 'VALID' status (7).

☐ Selected mandates (0)

☐ Reporting on securities-based assets and liabilities  
Mandate for transactions | 27.05.2024 - 26.05.2029

Mandate: "Reporting on securities-based assets and liabilities" (SAVE)

**Assignor**  
Avorma Testifirma, 7025382-0

**Assignee**  
Maria Enberg, 221274-974C

**Mandate type**  
Mandate for transactions

**Mandate description**  
This mandate allows the assignee to submit a report on securities-based assets and liabilities on behalf of the assignor.

Mandate theme is one of the following:

- Mandate for transactions
- Mandate to represent

**Period of validity**  
27.05.2024 - 26.05.2029

Mandate is valid at the time

VALID ●

# Practical instructions: Management of mandates

- Users are recommended to log in concurrently for all entities that have granted them rights for the reporter portal
  - This ensures that the user receives email messages on behalf of all entities that have granted them a mandate
- Entities must check their granted mandates twice a year in the Suomi.fi eAuthorizations service to ensure that they are consistent with the duties of the personnel receiving the mandates
- When an employment contract ends, it is the employer's duty to ensure that mandates for the Bank of Finland's reporting system are terminated via Suomi.fi mandate management
  - The user must ensure that email notifications of new messages in the reporter portal have been deactivated before a mandate is terminated
  - If email notifications have not been deactivated and the mandate has already been terminated, please contact [ReportingSupport@bof.fi](mailto:ReportingSupport@bof.fi).

# Schedule for the adoption of Suomi.fi services

- Entities under the reporting obligation may grant mandates to reporters already before the reporter portal is introduced
  - Mandate themes are available in the eAuthorizations service
  - The mandate themes are the same as in the present DCS2 portal and function as such also in the new system
- Check on the Bank of Finland website when the data collection you report in is migrated to the new reporter portal
- Find out who are the persons with the authorisation/signature right for your entity and who can grant a mandate on behalf of the entity you report for
- If the entity does not have any persons with the right of representation and who could grant a mandate in the Suomi.fi eAuthorizations service, the entity must complete an application for a mandate provided by officials
  - The processing period is 4 to 6 weeks
  - To avoid delays in the processing, pay particular attention to the attachments of the application and their validity
- We recommend that the granting of mandates is initiated at the latest 2 months before the reporting for the entity is migrated to the new reporter portal



# Further information on Suomi.fi services in the reporter portal

- Instructions provided by the Bank of Finland for reporters
  - [User instructions on the Suomi.fi e-authorization service for users of the reporting portal](#)
  - [General description of the Suomi.fi service for users of the reporter portal](#)
- Instructions provided by Suomi.fi
  - [Information on the e-Authorizations service](#)
  - [Information on authorisation with application](#)
  - [Information on the identification service](#)
  - [Information on UID](#)
- Questions
  - General questions concerning Suomi.fi services: [organisaatiopalvelut@dvv.fi](mailto:organisaatiopalvelut@dvv.fi)
  - Questions concerning mandates in the reporter's portal: [ReportingSupport@bof.fi](mailto:ReportingSupport@bof.fi)



# Materials and instructions

Financial Stability  
Financial Stability and Statistics  
Bank of Finland

Public | BOF/FIN-FSA-UNRESTRICTED



30 May 2024

34

# Communications and materials

- Key material is collated on the following page: [Instructions and recordings concerning the reporting system](#)
- We will communicate about migration to production by email and on the website
- At the same time, we will issue a list of any shortcomings identified in the system
- The new electronic reporting instructions provide information on the naming and content of the file
- Material concerning the LUOTI data collection is provided on the LUOTI site
- In the future, the content validation files will correspond with the record structure Content changes, including specifications of the validations are available under Version history
- The user instructions of the portal will be published in the summer; you can already view the [FIN-FSA guide](#)



# Presentation of the reporting system

Linda Koskinen

Financial Stability  
Financial Stability and Statistics  
Bank of Finland





# Questions

Financial Stability  
Financial Stability and Statistics  
Bank of Finland

Public | BOF/FIN-FSA-UNRESTRICTED



30 May 2024

37